
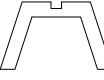
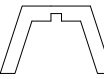
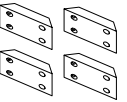

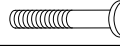


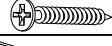
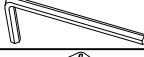



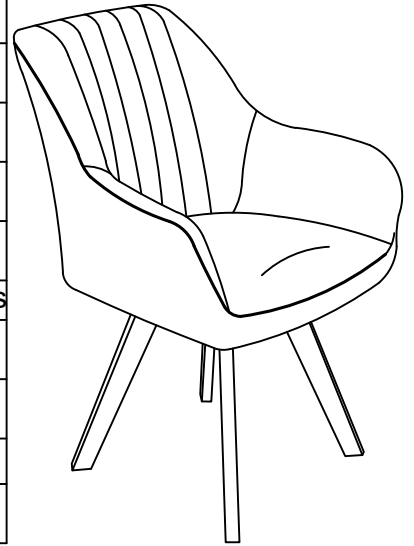


ASSEMBLY INSTRUCTIONS

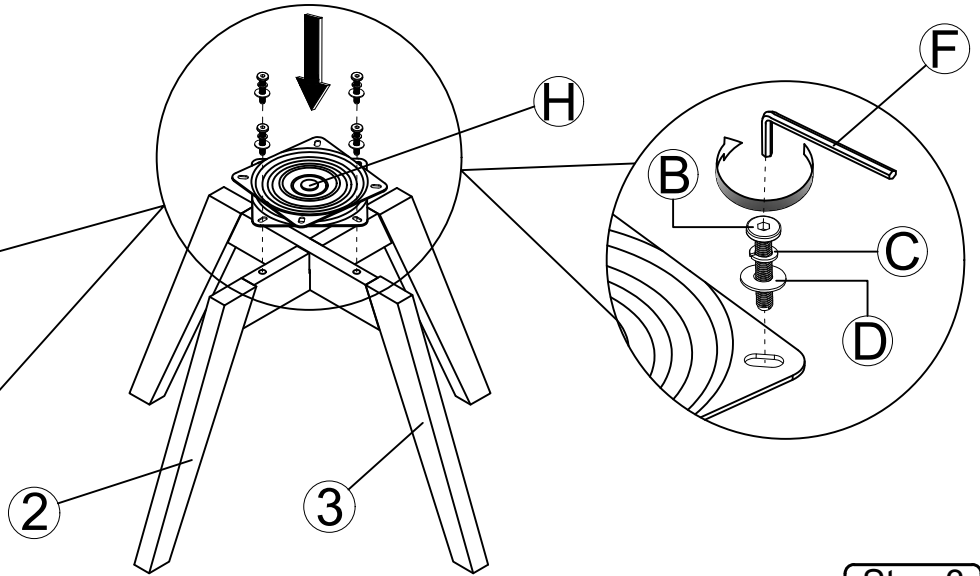
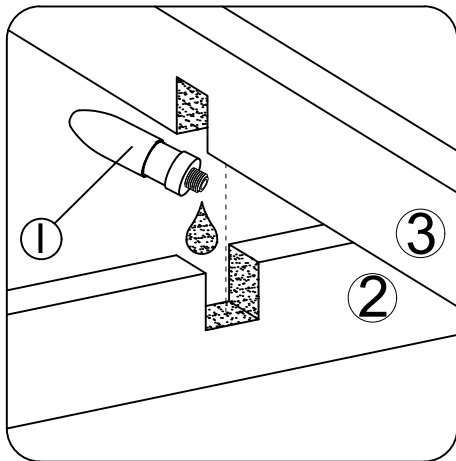
MODEL : LW1908-SV

ITEM	PART NAME	QTY
1	Chair Body 	1 pc
2	Leg Up 	1 pc
3	Leg Down 	1 pc
4	Corner Block 	4 pcs

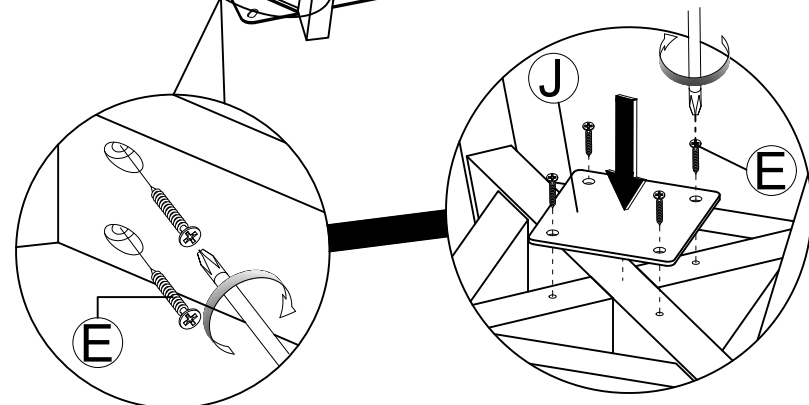
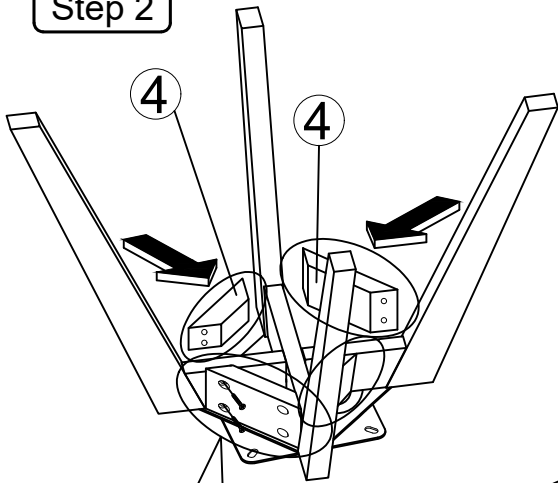
ITEM	HARDWARE LIST	DESCRIPTION	QTY
A	JCBC M6 x 60		4 pcs
B	JCBC M6 x 25		4 pcs
C	Spring Washer M6		8 pcs
D	Flat Washer M6		8 pcs
E	CSK M4 x 28		20 pcs
F	Allen Key M4		1 pc
H	Swivel Plat		1 pc
J	Metal Plat M4		1 pc
I	Glue		1 pc



Step 1



Step 2



Step 3

