



ZOE
COMPETITION

SANREMO

Zoe Competition



SANREMO
COFFEE MACHINES

made in italy

Zoe Competition

SANREMO
COFFEEMACHINES



COLORED AND VERSATILE
Totally matching every type of decorative solution thanks to the possible customizations



SHOT TIMER
To accurately and reliably time coffee extraction



LED LIGHTING OF THE WORKING AREA
Allows to effectively work in any light condition



EASY SERVICE
Fast access to the internal parts for quick and easy technical service



LOW SERVICE COST
Designed to decrease the maintenance and inspection costs



Characteristics

ELECTRONIC AUTO-LEVEL
Through an electronic level probe the boiler is automatically filled and maintained to the right filling level.



ACTIVATED ELECTRONIC PRE-INFUSION
Management of the delayed activation of water solenoid in the first phase of brewing.



DOUBLE READING GAUGE
Allows to control at the same time the boiler pressure and the distribution pressure.



EASY SERVICE
Fast access to the internal parts for quick and easy technical service.



AUTOMATIC CLEANING CYCLE
Process for coffee groups cleaning.



LED LIGHTING OF THE WORK AREA
Allows efficient working in any condition of environmental lighting.



SHOT TIMER
To accurately and reliably time coffee extraction.



Optional

AUTOSTEAMER
Steam wand characterized by an electronic system that allows to mount and/or heat milk at the set temperature.



CUP WARMER
Dedicated resistor to keep all the cups at the optimal temperature.



EXTERNAL VOLUMETRIC PUMP

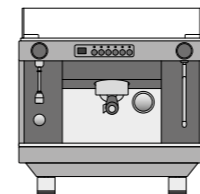


NAKED FILTER HOLDERS

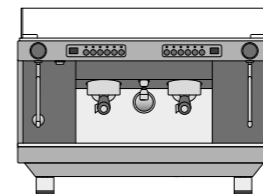


ENHANCED RESISTANCE

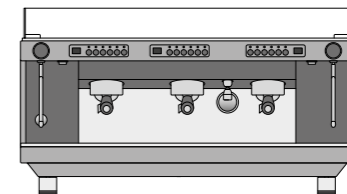
Versions



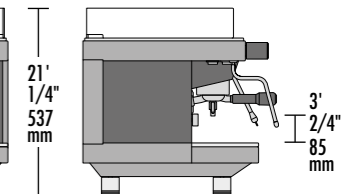
21" / 530 mm



28" 2/4" / 720 mm



37" 2/4" / 950 mm

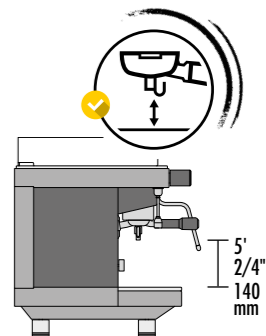


21" / 528 mm

1 group
1 steam tap
1 water tap
1 one-cup filter holder
1 two-cup filter holder

2 group
2 steam taps
1 water tap
1 one-cup filter holder
2 two-cup filter holders

3 group
2 steam taps
1 water tap
1 one-cup filter holder
3 two-cup filter holders



24" 602 mm

5" 2/4" 140 mm

TALL VERSION
2-3 group

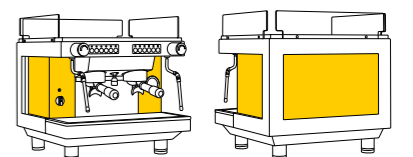
Technical data

		1 group	2 group	3 group
voltage	V	220-240 1N / 380-415 3N		
power input	kW	2.35	3.15	5.8
steam boiler capacity	lt	5	9	12.5
steam boiler power	kW	1.95	2.7	5.1
pump power	kW	0.15	0.15	0.15
net weight	lb / kg	93 / 42	121 / 55	152 / 69
gross weight (with shipping crate)	lb / kg	104 / 47	130 / 59	161 / 73

Colours

	Black	RAL 9005
	White Black	RAL 9003 9005
	White Matte black	RAL 9003 9005
	White Red	RAL 9003 3002

PERSONALISED GRAPHICS



Zoe Competition
Download the catalog



Customization of internal panels with graphics and colors (on request).

For more information about our
coffee machines please contact us
at export@sanremomachines.com



SANREMO
COFFEE MACHINES

SANREMO coffee machines s.r.l.
Via Giacomo Bortolan 52
31050 Vascon di Carbonera [TV] – ITALY
T +39 0422 448900
F +39 0422 448935
www.sanremomachines.com

Sanremo Coffee Machines s.r.l. has a certified Quality Management System
according to UNI EN ISO 9001:2015 standard.



RoHS